

RUCKUS[®] H320

Wall-Mounted 802.11ac Wave 2 Wi-Fi Access Point and Switch



Benefits

AFFORDABLE ALL-IN-ONE

Deliver great in-room Wi-Fi and concurrent wired IP connectivity with 802.11ac Wave 2 speed and a built-in 2-port switch.

STUNNING PERFORMANCE

Extends coverage with patented BeamFlex[®] + adaptive antenna technology while mitigating interference by utilizing multi-directional antenna patterns.

MULTIPLE MANAGEMENT OPTIONS

Manage the H320 from the cloud, or with on-premises physical/virtual appliances.

AUTOMATE OPTIMAL THROUGHPUT

ChannelFly[®] dynamic channel technology uses machine learning to automatically find the least congested channels. You always get the highest throughput the band can support.

SERVICE MORE DEVICES

Connect more devices simultaneously with two MU-MIMO spatial streams and concurrent dual-band 2.4/5GHz radios while enhancing non-Wave 2 device performance.

SUPPORT MORE SERVICES

Multiple SSIDs and switch ports help support services such as VoIP, IPTV, and high-speed Internet access and in-room device connectivity.

KEEP YOUR SWITCHES AND CABLES

Designed to operate on existing PoE switches and CAT 5e cabling to minimize costs.

MORE THAN WI-FI

Support services beyond Wi-Fi with [Cloudpath[®]](#) security and onboarding software, [SPoT](#) Wi-Fi locationing engine, and [SCI](#) network analytics.

Wi-Fi is a critical amenity as users bring more devices into hotel rooms, meeting rooms, and classrooms. However, providing great Wi-Fi performance in every room is cost-prohibitive.

The RUCKUS[®] H320 combines an 802.11ac Wave 2 Wi-Fi access point and wired switch into one wall-mount device. Designed specifically for per-room deployments, the H320 is compact, inconspicuous, secure, and easy to mount to an electrical junction box. Bottom facing Ethernet ports eliminate unsightly cabling and accommodates any furniture placement.

Easily supports converged wired and wireless services with one device, that include VoIP, IPTV, high-speed Internet access and in-room Wi-Fi device connectivity.

This 802.11ac Wave 2 Wi-Fi AP and switch incorporates patented technologies found only in the RUCKUS Wi-Fi portfolio.

- Extended coverage with patented BeamFlex[®] + utilizing multi-directional antenna patterns
- Improved throughput with ChannelFly[®] which dynamically find less congested Wi-Fi channels to use

The H320 supports Multi-User MIMO (MU-MIMO) which increases network throughput by transmitting to multiple clients simultaneously.

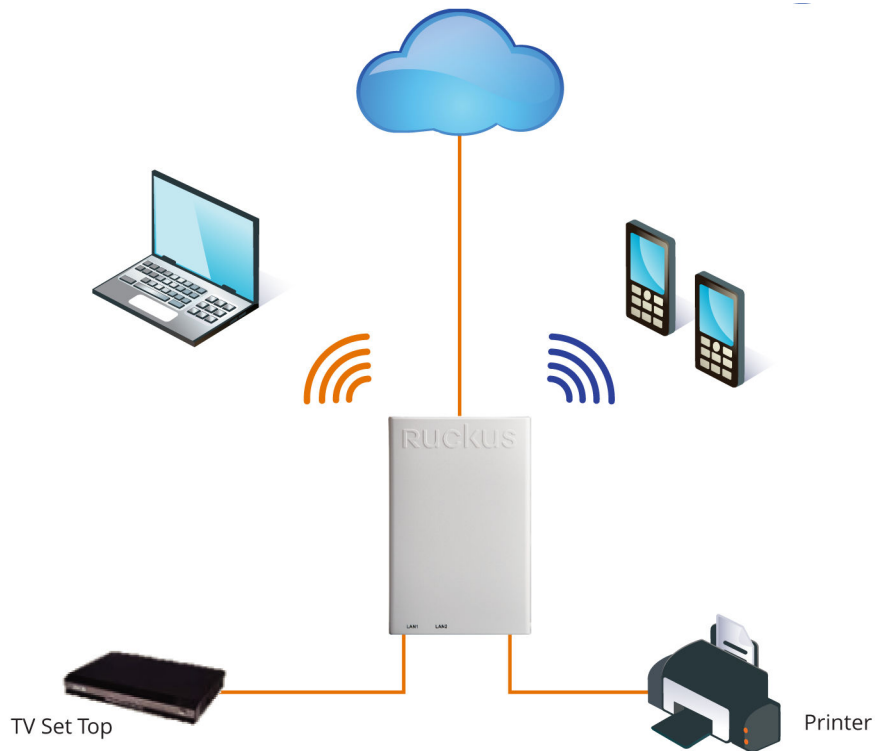

Support per-room wired IP devices from TVs to phones with 2 onboard Ethernet ports. Also, with built-in visual troubleshooting tools within RUCKUS Wi-Fi controllers, administrators can accelerate resolution of trouble tickets.

Whether organizations are deploying ten or ten thousand APs, the H320 can be deployed as a standalone AP or centrally managed by SmartZone or ZoneDirector management platforms.



RUCKUS[®] H320

Wall-Mounted 802.11ac Wave 2 Wi-Fi Access Point and Switch



RUCKUS[®] H320

Wall-Mounted 802.11ac Wave 2 Wi-Fi Access Point and Switch

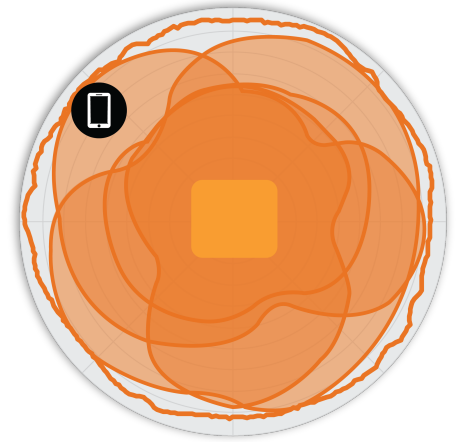
Access Point Antenna Pattern

RUCKUS' BeamFlex+ adaptive antennas allow the H320 AP to dynamically choose among a host of antenna patterns in real-time to establish the best possible connection with every device. This leads to:

- Better Wi-Fi coverage
- Reduced RF interference

Traditional omni-directional antennas, found in generic access points, oversaturate the environment by needlessly radiating RF signals in all directions. In contrast, the RUCKUS BeamFlex+ adaptive antenna directs the radio signals per-device on a packet by-packet basis to optimize Wi-Fi coverage and capacity in real-time to support high device density environments. BeamFlex+ operates without the need for device feedback and hence can benefit even devices using legacy standards.

Figure 1. Example of Beamflex+ pattern



Client Composite Pattern BeamFlex+ Pattern

Figure 2. H320 2.4GHz Azimuth Antenna Patterns



Figure 3. H320 5GHz Azimuth Antenna Patterns



Figure 4. H320 2.4GHz Elevation Antenna Patterns



Figure 5. H320 5GHz Elevation Antenna Patterns



Note: The outer trace represents the composite RF footprint of all possible BeamFlex+ antenna patterns, while the inner trace represents one BeamFlex+ antenna pattern within the composite outer trace.

RUCKUS[®] H320

Wall-Mounted 802.11ac Wave 2 Wi-Fi Access Point and Switch

WI-FI	
Wi-Fi Standards	<ul style="list-style-type: none"> IEEE 802.11a/b/g/n/ac Wave 2
Supported Rates	<ul style="list-style-type: none"> 802.11ac: 6.5 to 867Mbps (MCS0 to MCS9, NSS = 1 to 2 for VHT20/40/80) 802.11n: 6.5Mbps to 150Mbps (MCS0 to MCS7) 802.11a/g: 54, 48, 36, 24, 18, 12, 9, 6Mbps 802.11b: 11, 5.5, 2 and 1 Mbps
Supported Channels*	<ul style="list-style-type: none"> 2.4GHz: 1-13 5GHz: 36-64, 100-144, 149-165
MIMO	<ul style="list-style-type: none"> 1x1 2.4GHz 2x2 MU-MIMO 5GHz
Spatial Streams	<ul style="list-style-type: none"> 1 Stream 2.4GHz 2 Streams SU/MU-MIMO 5GHz
Radio Chains and Streams	<ul style="list-style-type: none"> 2x2:2
Channelization	<ul style="list-style-type: none"> 20, 40, 80MHz
Security	<ul style="list-style-type: none"> WPA-PSK, WPA-TKIP, WPA2 AES, 802.11i, Dynamic PSK WIPS/WIDS
Other Wi-Fi Features	<ul style="list-style-type: none"> WMM, Power Save, Tx Beamforming, LDPC, STBC, 802.11r/k/v Captive Portal Hotspot Hotspot 2.0 WISPr

* Channel availability is country dependent according to the local regulations.

RF	
Antenna Type	<ul style="list-style-type: none"> BeamFlex+ adaptive antennas with polarization diversity Adaptive antenna that provides multiple-antenna patterns per band
Antenna Gain (max)	<ul style="list-style-type: none"> Up to 3dBi
Peak Transmit Power (aggregate across MIMO chains)	<ul style="list-style-type: none"> 2.4GHz: 16dBm 5GHz: 20dBm
Minimum Receive Sensitivity ¹	<ul style="list-style-type: none"> -99dBm
Frequency Bands	<ul style="list-style-type: none"> ISM (2.4-2.484GHz) U-NII-1 (5.15-5.25GHz) U-NII-2A (5.25-5.35GHz) U-NII-2C (5.47-5.725GHz) U-NII-3 (5.725-5.85GHz)

2.4GHZ RECEIVE SENSITIVITY			
HT20		HT40	
MCS0	MCS7	MCS0	MCS7
-93	-75	-90	-72

5GHZ RECEIVE SENSITIVITY					
VHT20		VHT40		VHT80	
MCS0	MCS7	MCS0	MCS7	MCS0	MCS7
-93	-76	-90	-73	-87	-71

¹ Rx sensitivity varies by band, channel width and MCS rate.

2.4GHZ TX POWER TARGET	
Rate	Pout (dBm)
MCS0 HT20	16
MCS7 HT20	15

5GHZ TX POWER TARGET	
Rate	Pout (dBm)
MCS0 VHT20	17
MCS7 VHT20	14
MCS0 VHT40, VHT80	17
MCS7 VHT40, VHT80	14
MCS9 VHT40, VHT80	12

PERFORMANCE AND CAPACITY	
Peak PHY Rates	<ul style="list-style-type: none"> 2.4GHz: 150Mbps 5GHz: 867Mbps
Client Capacity	<ul style="list-style-type: none"> Up to 100 clients per AP
SSID	<ul style="list-style-type: none"> Up to 16 per AP

RUCKUS RADIO MANAGEMENT	
Antenna Optimization	<ul style="list-style-type: none"> BeamFlex+ Polarization Diversity with Maximal Ratio Combining (PD-MRC)
Wi-Fi Channel Management	<ul style="list-style-type: none"> ChannelFly Background Scan Based
Client Density Management	<ul style="list-style-type: none"> Adaptive Band Balancing Client Load Balancing Airtime Fairness Airtime-based WLAN Prioritization
SmartCast Quality of Service	<ul style="list-style-type: none"> QoS-based scheduling Directed Multicast L2/L3/L4 ACLs
Mobility	<ul style="list-style-type: none"> SmartRoam
Diagnostic Tools	<ul style="list-style-type: none"> Spectrum Analysis SpeedFlex

RUCKUS[®] H320

Wall-Mounted 802.11ac Wave 2 Wi-Fi Access Point and Switch

NETWORKING	
Controller Platform Support	<ul style="list-style-type: none"> SmartZone ZoneDirector Cloud Wi-Fi Unleashed² Standalone
Mesh	<ul style="list-style-type: none"> No Mesh support
IP	<ul style="list-style-type: none"> IPv4, IPv6, dual-stack
VLAN	<ul style="list-style-type: none"> 802.1Q (1 per BSSID or dynamic per use based on RADIUS) Port-based
802.1x	<ul style="list-style-type: none"> Authenticator & Supplicant
Policy Management Tools	<ul style="list-style-type: none"> Application Recognition and Control Access Control Lists Device Fingerprinting

PHYSICAL INTERFACES	
Ethernet	<ul style="list-style-type: none"> One 1GbE port backhaul, PoE (802.11af/at) 2 x 10/100Mbps Ethernet switch ports

PHYSICAL CHARACTERISTICS	
Physical Size	<ul style="list-style-type: none"> 89 mm (W) x 136 mm (L), 29 mm (H) 3.5in (W) x 5.35in (L) x 1.1in (H)
Weight	<ul style="list-style-type: none"> 195g without bracket (6.9oz) 276g with bracket (9.7oz)
Mounting	<ul style="list-style-type: none"> Electrical wallbox; Standard US and EU single gang wall jack Optional bracket for offset & wall mount
Operating Temperature	<ul style="list-style-type: none"> 0°C (32°F) - 40°C (104°F)
Operating Humidity	<ul style="list-style-type: none"> Up to 95%, non-condensing

POWER ³	
Power Supply	802.3af for Full AP Feature Support
Power Draw	<ul style="list-style-type: none"> Idle: 3W Typical: 4W Peak: 6W

CERTIFICATIONS AND COMPLIANCE	
Wi-Fi Alliance ⁴	<ul style="list-style-type: none"> Wi-Fi CERTIFIED™ a, b, g, n, ac Passpoint[®], Vantage
Standards Compliance ⁵	<ul style="list-style-type: none"> EN 60950-1 Safety EN 60601-1-2 Medical EN 61000-4-2/3/5 Immunity EN 50121-1 Railway EMC EN 50121-4 Railway Immunity IEC 61373 Railway Shock & Vibration WEEE & RoHS ISTA 2A Transportation

SOFTWARE AND SERVICES	
Location Based Services	<ul style="list-style-type: none"> SPoT
Network Analytics	<ul style="list-style-type: none"> SmartCell Insight (SCI)
Security and Policy	<ul style="list-style-type: none"> Cloudpath

ORDERING INFORMATION	
901-H320-XX00	<ul style="list-style-type: none"> Dual band Wave 2 802.11ac Wi-Fi Wall Switch. Does not include power adapter or PoE injector

PLEASE NOTE: When ordering Indoor APs, you must specify the destination region by indicating -US, -WW, or -Z2 instead of XX. When ordering PoE injectors or power supplies, you must specify the destination region by indicating -US, -EU, -AU, -BR, -CN, -IN, -JP, -KR, -SA, -UK, or -UN instead of -XX. For access points, -Z2 applies to the following countries: Algeria, Egypt, Israel, Morocco, Tunisia, and Vietnam.

OPTIONAL ACCESSORIES	
902-0162-XXYY	<ul style="list-style-type: none"> PoE injector (24W) (Sold in quantities of 1, 10 or 100)
902-1120-0000	<ul style="list-style-type: none"> Optional Surface-mount bracket

XX: US/KS/JP/Z2/WW

For expansion of XX and YY: Please consult current RUCKUS Price List. Region availability subject to Certification Date per region.

² Refer to Unleashed datasheets for SKU ordering information.

³ Max power varies by country setting, band, and MCS rate.

⁴ For complete list of WFA certifications, please see Wi-Fi Alliance website.

⁵ For current certification status, please see price list.

RUCKUS[®] H320

Wall-Mounted 802.11ac Wave 2 Wi-Fi Access Point and Switch

CommScope pushes the boundaries of communications technology with game-changing ideas and ground-breaking discoveries that spark profound human achievement. We collaborate with our customers and partners to design, create and build the world's most advanced networks. It is our passion and commitment to identify the next opportunity and realize a better tomorrow. Discover more at commscope.com

COMMSCOPE[®]

commscope.com

Visit our website or contact your local CommScope representative for more information.

© 2020 CommScope, Inc. All rights reserved.

Unless otherwise noted, all trademarks identified by [®] or [™] are registered trademarks, respectively, of CommScope, Inc. This document is for planning purposes only and is not intended to modify or supplement any specifications or warranties relating to CommScope products or services. CommScope is committed to the highest standards of business integrity and environmental sustainability with a number of CommScope's facilities across the globe certified in accordance with international standards, including ISO 9001, TL 9000, and ISO 14001.

Further information regarding CommScope's commitment can be found at www.commscope.com/About-Us/Corporate-Responsibility-and-Sustainability.